

# RESIDUCT™

## BEST PRACTISE INSTALLATION GUIDE

PINNACLE  
DUCTWORK  
Est. 1992

This guide provides essential manufacturer recommendations for the installation of ResiDUCT™ metal ductwork to ensure optimal performance and longevity.

Follow the detailed best practice guidelines below for preparation, joining, fixing and supporting ResiDUCT™ components.

Recommended consumables for joining and fixing are available at competitive prices from Pinnacle. Please refer to the SKU code for ordering.

For full technical information visit [www.pinnacleductwork.co.uk](http://www.pinnacleductwork.co.uk)

## 1 PREPARATION

- Where duct needs cutting take care to ensure all edges are straight and cut at the correct angle.
- This will ensure that all connections are secure and the integral stiffeners will work effectively.





## 2 JOINING - PREPARATION

- Apply an adequate bead of sealant 15-20mm from the edge to the **outside** of the duct (all sides)
- Apply 5mm of sealant (adjust accordingly)
- **Recommendation:**  
Water Based Sealant - Tremco Duct Sealant GY 310ML LD (Pinnacle SKU: WBSEAL/310)






## 3 JOINING - CONNECT

- Insert the duct length into the connector fully to engage the internal stiffener.
- This will allow the sealant to spread and maximise connection of the parts.




## 4 JOINING - SECURE

- Apply minimum one central fixing to **all sides**
- Use more where needed to minimise air leakage.
- Spread out an excess and visible sealant
- **Recommendation:**  
Tech Screws 4.2 x 13 Wafer Head Self Drilling Screws (Pinnacle SKU: WHS/4.2)




## 5 JOINING - SEAL

- Apply tape to all sides using a minimum of 50mm foil faced aluminium tape.
- Smooth the tape when installed to minimise air leakage.
- **Recommendation:**  
Tickitape Hcw Aluminium Foil - 45M High Performance/Cold Weather Silver (ALI.) 72mm Wide (Pinnacle SKU: TTALI/75)



## 6 FIXING

- All duct lengths should be fitted with the **seamed joint at the top**



## 7 FIXING

- Support ductwork in accordance with Regulatory Requirements e.g. strap banding at intervals of no greater than 1.2m.
- **Recommendation:**  
Strap Banding Round Fixing Band 12MM X 10MTR Galvanised (Pinnacle SKU: STRAP/12MM)



For full details on the ResiDUCT™ range including technical datasheets, please visit [www.pinnacleductwork.co.uk](http://www.pinnacleductwork.co.uk)